


MAXTERRA®

MAXTERRA® Panels on Cold-Formed Steel

High Performance.
Non-Combustible. Revolutionary.



NEXGEN

Tomorrow's Building Solutions, Today.

High Performance. Non-Combustible. Revolutionary.

Conventional Construction Has a Cost. You Just Might Not See It.

Builders are still dealing with the headaches of wood framing. Material inconsistencies. Moisture risks. Trade delays. Callbacks. When codes tighten or schedules compress, traditional methods leave little room for error.

Cold-Formed Steel Changes The Equation.


You are not framing with lumber. You are assembling a precision-built system that is shaped, punched, cut to length, and delivered just in time.

It builds straighter. It performs better. It installs faster.

The System Advantage

When you look beyond the raw cost of materials, the full value of Cold-Formed Steel becomes clear:

- Up to 30% faster build times
- Reduced waste and tighter tolerances
- Fewer coordination delays and trade conflicts
- Material pricing stability
- Easier compliance with fire and energy codes
- 20% or more in property insurance savings over time.



■ To Build Smarter, Every Component Matters

Pairing precision steel framing with outdated materials like OSB, gypsum cement, or fire-retardant-treated wood undermines the full potential of your build.

Framing in steel means your sheathing and subfloor need to be built to match.


■ MAXTERRA® delivers the performance Cold-Formed Steel demands.

Whether it's high-performance floor systems or single-layer fire-rated wall assemblies, MAXTERRA® is the ideal complement to modern steel framing. Especially in Type I, II, and III construction where non-combustibility matters most.

When It Comes To Your Floor System, it's time to Ditch-the-Deck and Skip-The-Gyp™

Streamline Schedules. Cut Costs. Eliminate Headaches.


MAXTERRA®'s high-performance flooring solutions replace conventional metal deck and concrete or outdated OSB and gypsum cement systems with smarter, faster, and safer assemblies. Whether you're installing directly over joists or over a wood structural subfloor, there's a MAXTERRA® panel that eliminates moisture risk, reduces labor, and installs in a single dry trade.



Option 1: OSB + MAXTERRA® Fire- and Water-Resistant Underlayment

Ideal for: Cold-formed steel or developers looking to drop in a better underlayment system.

- Installs over OSB or plywood
- Fire-rated assemblies
- Meets STC/IIC code without a sound mat
- Lightweight, durable, and easy to install
- No curing time, no callbacks.

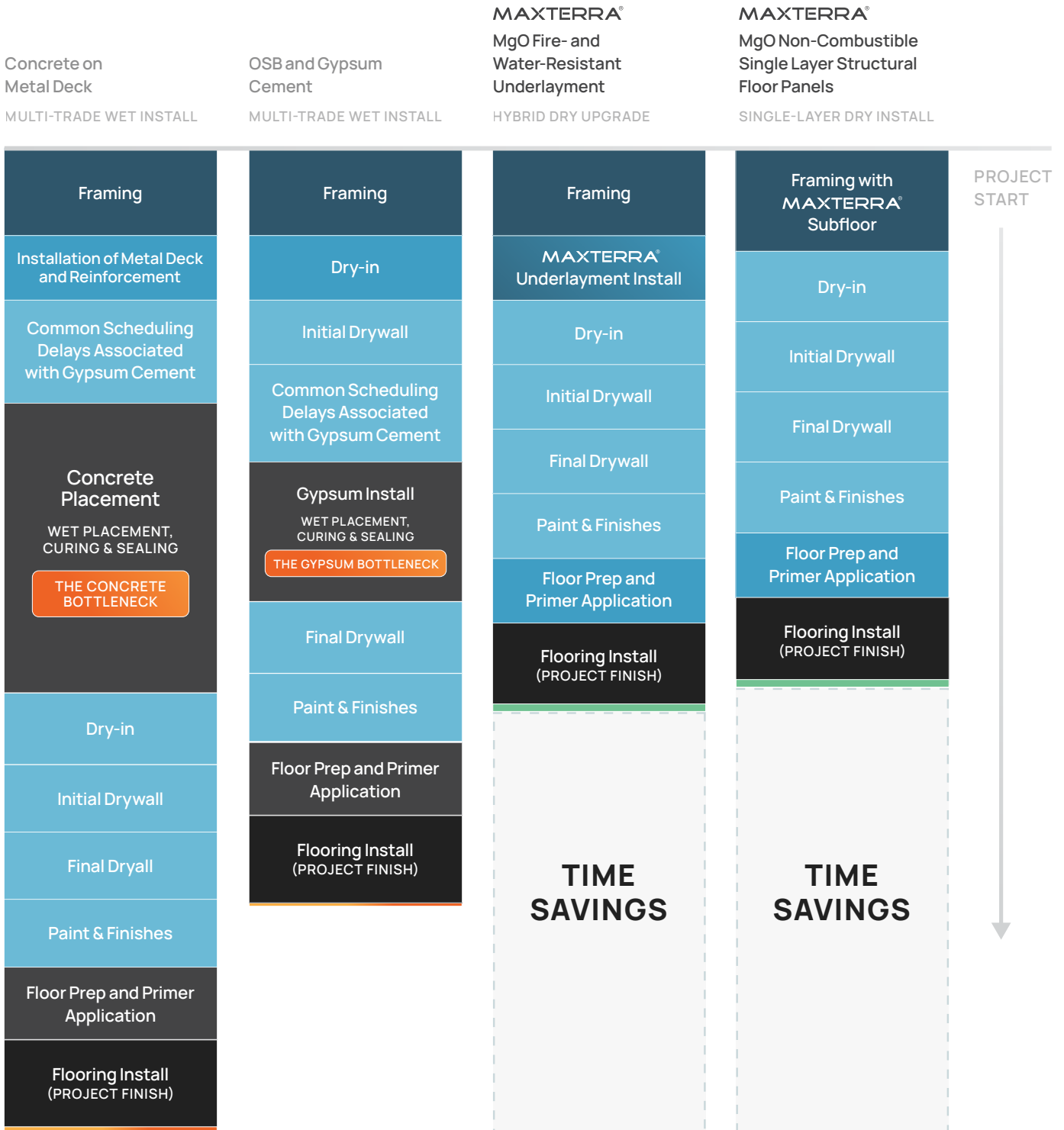


Option 2: MAXTERRA® Non-Combustible Single Layer Structural Floor Panel

Ideal for: Light commercial and multifamily projects.

- Installs directly over joists spaced up to 24" O.C.
- Eliminates concrete and metal deck or OSB and underlayment
- Structural and fire-rated
- Cleaner job sites and reduced trades

Comparison of Construction Timelines



Bottom Line

Whether you want to streamline to a single-layer system or improve your existing build process, both options eliminate the moisture, delays, and complexity of gypsum cement.

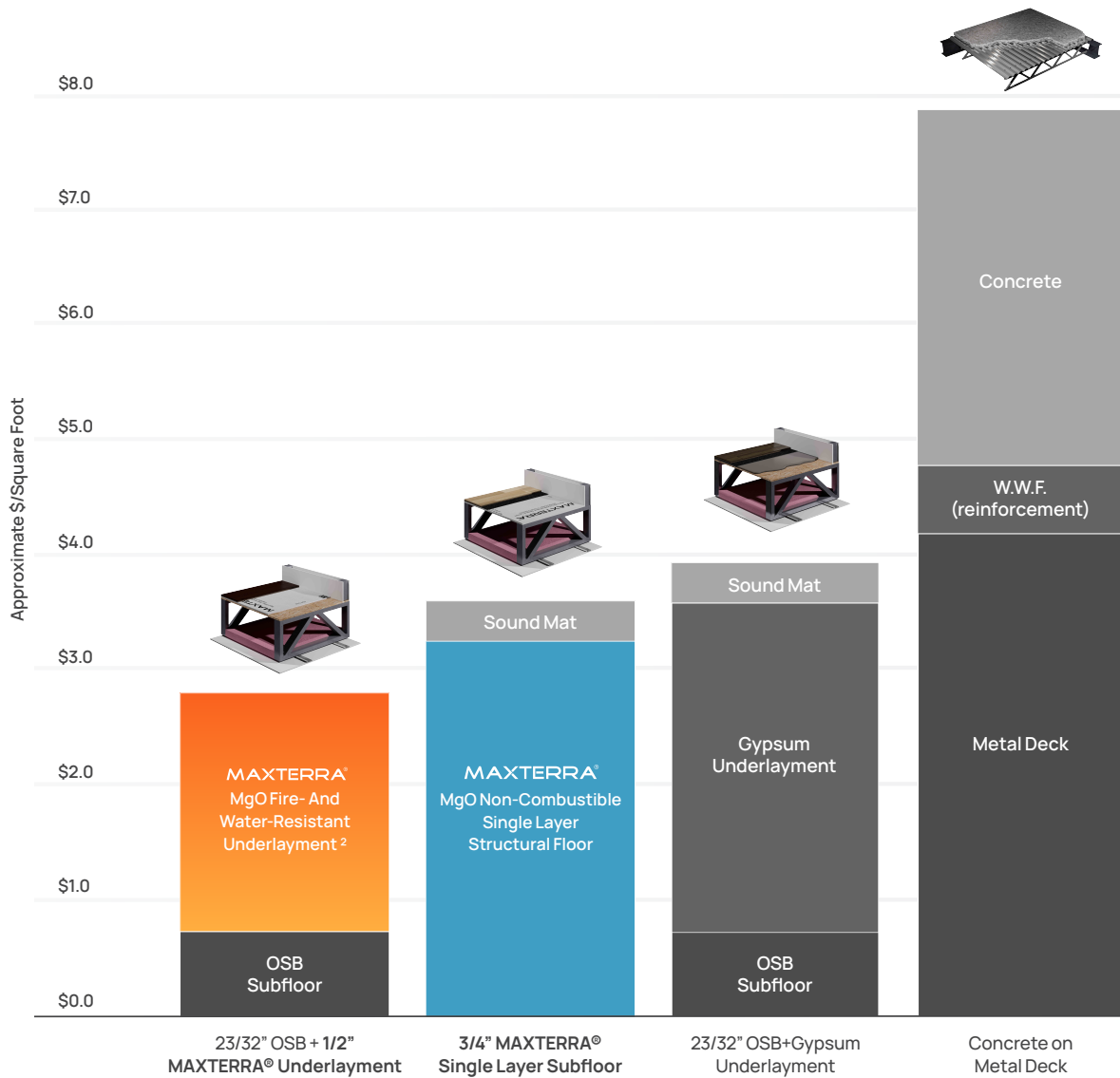
It's Not Just a Better Product. It's a Better Financial Model.

Fewer trades. Faster schedules. Lower total install cost.

Not to mention a superior, higher-performing product.

Gypsum cement underlayment and conventional concrete systems may seem like the industry standard. But standard doesn't mean efficient or cost-effective.

It's not the cost of the board, it's the cost of the build.¹



¹ This pricing illustration is for example purposes only. Material and labor costs vary significantly by region, project scope, and market conditions. Contact your local distributor or construction partner for current pricing specific to your project. All estimates are subject to change based on availability, specification requirements, and installation variables.
² Estimated cost includes adhesive, fasteners, and labor.

Bottom Line

MAXTERRA® simplifies installation, shortens schedules, and lowers total installed cost, all while delivering a superior system that's dry, durable, and code compliant.

Proven Sound and Fire Performance


Code-compliant sound performance. No compromises.

When a project needs to meet fire and sound codes, especially in multifamily, light commercial, or hospitality construction, MAXTERRA® provides tested, certified assemblies that reduce layers, eliminate delays, and simplify compliance.



System 1: OSB + MAXTERRA® 1/2" Underlayment


Assembly: ESL-1645 STC / IIC compliant.

- Evaluated for use in 1-hour fire rated assemblies: UL L551, UL M513, and Intertek FAI/CFMFJF 60-02
- Achieves STC and IIC code requirements without a sound mat
- Installs over OSB or plywood
- Ideal for Cold-formed steel
- Certified - ESR-5192, ESL-1645 



System 2: MAXTERRA® 3/4" Structural Floor Panel

UL H505, H515, H524, and H531 1 and 2-hour fire-rated assemblies. A sound mat may be required.

- Evaluated for use in 1 and 2-hour fire rated assemblies: UL H505, H515, H524, and H531
- Installs directly to joists
- May require a sound mat depending on project STC/IIC targets
- Eliminates corrugated metal deck and concrete or OSB and underlayment
- Tested for diaphragm performance with certified design equations
- Certified- ESR-5194, ESL-1645 

Field-Tested. Contractor Approved.


"By using MAXTERRA® MgO, we were able to streamline the process and it allowed us to use one trade as opposed to 2 trades to get the subfloor completed. Our site layout would have made it difficult to get wet laid gypsum installed in the buildings, so we were able to avoid that headache as well. The biggest benefit we found was that we saved 2-3 weeks on our construction schedule by using this product."

- Multifamily General Contractor, Texas



Walls That Protect. Walls That Perform.

Not all walls are created equal. MAXTERRA® transforms traditional wall assemblies with unmatched fire resistance, moisture protection, and structural strength, all in a single-layer installation.



MAXTERRA® Non-Combustible Structural Sheathing

Ideal for: Light-gauge steel, exterior and interior walls.

- Fire Resistant Rated With a Single Layer of Sheathing and Any Cladding
- Fire-Rated With Fiberglass or Mineral Wool Insulation
- Structurally rated (wind and shear) for stud spacing of 24" O.C.
- NFPA 285 Performance
- Zero mold growth (ASTM G21), dimensionally stable
- Certified – ESR-5193, ESL-1568.


Break Free from the Constraints of Traditional Wall Assemblies

Building Type I, II, and III Construction

MAXTERRA® not only meets Type I, II, and III requirements for noncombustibility, it exceeds them while allowing 24-inch stud spacing and supporting any type of cladding. Options you don't get with inferior non-combustible materials or fire-retardant-treated (FRT) wood.

Fire Rating With Flexible Cladding Options

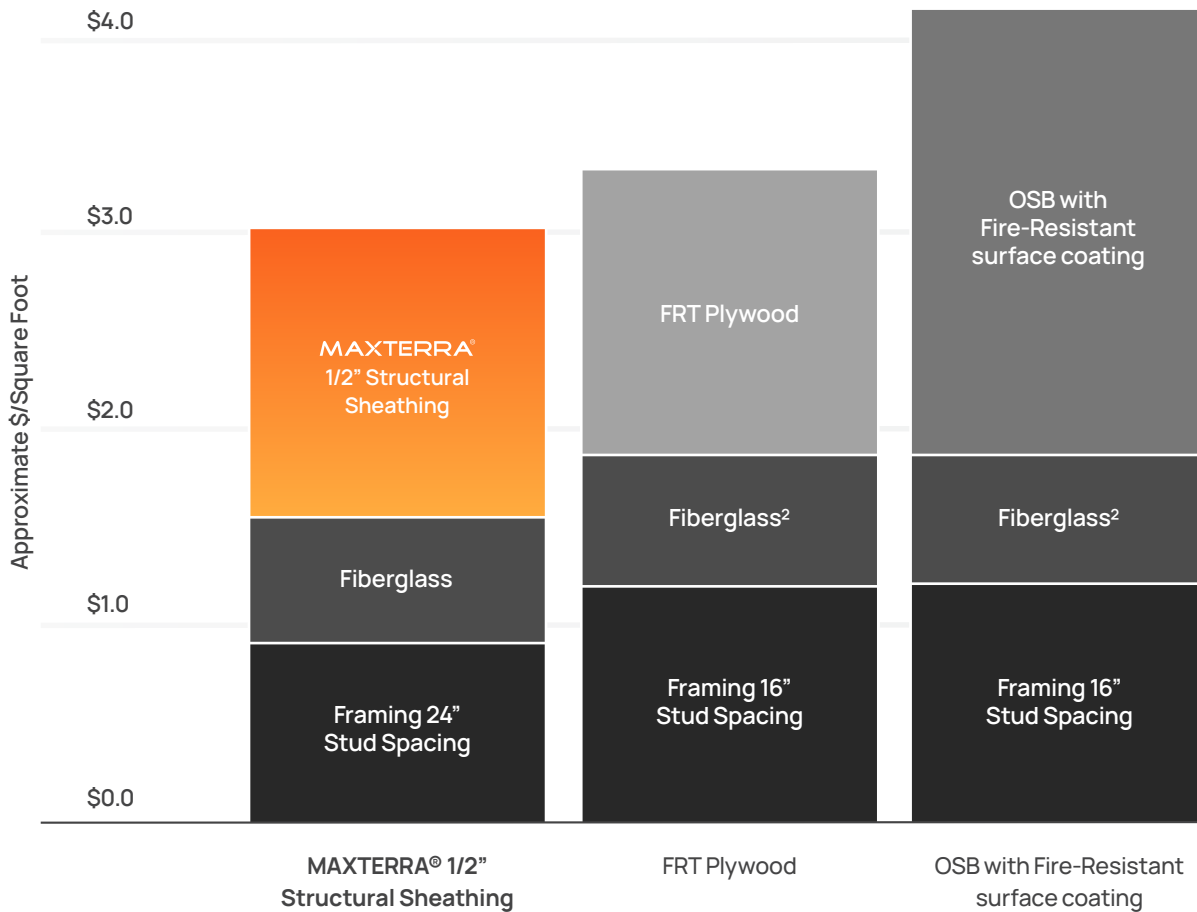
In dense construction environments like multifamily and hotel projects, walls that require a fire rating must be protected from both sides. Traditional FRT products achieve this with the use of stucco or brick cladding, piling on more materials, more labor, and more time. MAXTERRA® eliminates that hassle. It achieves a one-hour fire rating from the exterior with just a single layer of 1/2" or 5/8" sheathing and any type of cladding. No brick or stucco required. No extra trips around the building. Just faster, safer construction with less labor and less cost.



Why Choose It? Less labor. Lower cost.

More design options. Fewer materials. MAXTERRA® delivers fire-rated assemblies in a single layer, offering performance without compromise.

It's not the cost of the board, it's the cost of the build.¹




¹This pricing illustration is for example purposes only. Material and labor costs vary significantly by region, project scope, and market conditions. Contact your local distributor or construction partner for current pricing specific to your project. All estimates are subject to change based on availability, specification requirements, and installation variables.

²If fiberglass insulation is used, brick or stucco cladding is required to meet 1-hour fire rating requirements.

Structural Walls

Nominal Panel Thickness	Framing	Max. Framing Spacing (inches)	Fastener Specification	Panel Edge Distance (inches)	On-Center Spacing (Perimeter / Field) (inches)	Allowable Shear Capacity (plf)	Allowable Wind Capacity (PSF)					
							L/120		L/240		L/360	
							Positive	Negative	Positive	Negative	Positive	Negative
1/2" or 5/8" (12 mm or 16 mm)	CFS framing; min. 20ga (30 mils) 3-5(8" x 1-5/8" 50ksi	24	Grabber #8 x 1-5/8" (min) self-drilling cement board screw (GCB8158SD, XGCB8158SD, VBGCB8158SD, or GCB8238SD)	1/2"	4/8	267	55	47	43	30	32	23

Certified:  ESR-5193 (structural, non-combustibility, and durability) and ESL-1568 (ASTM E119).

Subfloor

FASTENING SCHEDULE				
Framing Type	Framing Spacing	Framing Type ¹	Fastener Spacing (inch)	
			Perimeter	Field
Cold-Formed Steel	24-inches O.C. (max)	CGH8158LG (ESR-4223)	6	12

For SI: 1 inch = 25.4 mm

¹Fasteners must be placed a minimum of 1/2-inch from edges and 2-inches from corners.

UNIFORM LOAD TABLE	
Deflection Limit	Allowable Uniform Load (supports spaced 24-inches o.c. max.)
L/360	133 psf
L/480	133 psf
L/600	133 psf
L/720	111 psf

For SI: 1 psf 47.88 pa; 1 inch = 25.4 mm

¹ Load is applicable for long edge of panel placed perpendicular to supports. Minimum of 2 spans. Minimum 1-5/8" width framing members.

² Load values are based on deflection limits with maximum load controlled by bending and shear capacity. Table does not consider the influence of joists on deflection.

DIAPHRAGM CAPACITIES ¹									
Framing Type	Diaphragm Configuration	Load Direction	Max Support Framing Spacing (inches)	Required Blocking	Max Fastener Spacing (inches)		Shear Strength (lb/ft)		
					Perimeter	Field	Ultimate Shear Strength (S _u)	LRFD Shear Strength (S _{LRFD})	ASD Shear Strength (S _{ASD})
Cold-Formed Steel	Simple Beam	Parallel to Framing	24	None	12	6	1607	965	574
	Cantilever	Parallel or Perpendicular to Framing	24	None	12	6	613	368	219

For SI: 1 inch = 25.4 mm

¹See ESR-5194 for additional information including design equations.

Evaluated for use in UL Assemblies: UL H505, H515, H524, and H531.

Certified:  ESR-5194 (structural, non-combustibility, and durability) ICC-ES ESL-1645 (acoustical)